

# Biotinylated Human B7-H6 Protein

Cat. No. BH7-HM476B

## Description

<b>Source</b>	Recombinant Biotinylated Human B7-H6 Protein is expressed from HEK293 with His tag and Avi tag at the C-Terminus. It contains Asp25-Ser262.
<b>Accession</b>	Q68D85
<b>Molecular Weight</b>	The protein has a predicted MW of 29.6 kDa. Due to glycosylation, the protein migrates to 48-65 kDa based on Bis-Tris PAGE result.
<b>Endotoxin</b>	Less than 1EU per µg by the LAL method.
<b>Purity</b>	> 95% as determined by Bis-Tris PAGE > 95% as determined by HPLC

## Formulation and Storage

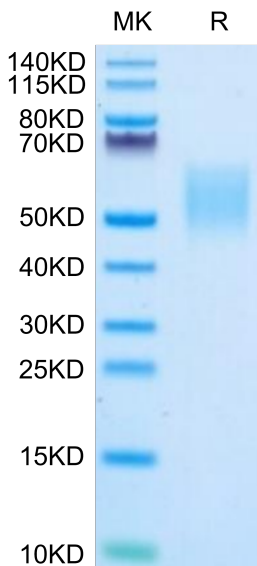
<b>Formulation</b>	Lyophilized from 0.22µm filtered solution in PBS (pH 7.4). Normally 8% trehalose is added as protectant before lyophilization.
<b>Reconstitution</b>	Centrifuge the tube before opening. Reconstituting to a concentration more than 100 µg/ml is recommended. Dissolve the lyophilized protein in distilled water.
<b>Storage</b>	-20 to -80°C for 12 months as supplied from date of receipt. -80°C for 3 months after reconstitution. Recommend to aliquot the protein into smaller quantities for optimal storage. Please minimize freeze-thaw cycles.

## Background

B7-H6 is a glycosylated member of the B7 family of immune costimulatory proteins. which is a ligand for the NK cell activating receptor NKp30, was targeted to create a CAR that targets multiple tumor types. B7H6 is expressed on various primary human tumors, including leukemia, lymphoma and gastrointestinal stromal tumors, but it is not constitutively expressed on normal tissues.

## Assay Data

### Bis-Tris PAGE



Biotinylated Human B7-H6 on Bis-Tris PAGE under reduced condition. The purity is greater than 95%.

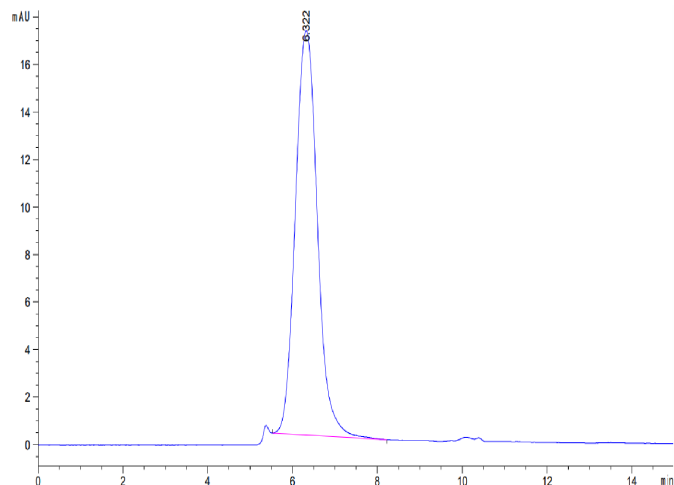
### SEC-HPLC

# Biotinylated Human B7-H6 Protein

Cat. No. BH7-HM476B

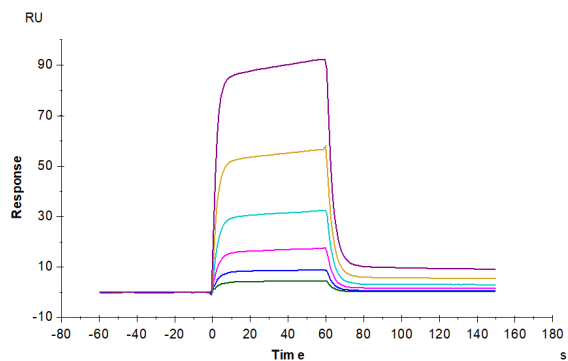


## Assay Data



The purity of Biotinylated Human B7-H6 is greater than 95% as determined by SEC-HPLC.

## SPR Data



Human NKp30, hFc Tag captured on CM5 Chip via Protein A can bind Biotinylated Human B7-H6, His-Avi Tag with an affinity constant of 0.227  $\mu$ M as determined in SPR assay (Biacore T200).